

AEP Company Overview

American Electric Power has been providing electric service for more than 110 years and is one of the nation's largest electric utilities. A Fortune 200 company, AEP is publicly traded/investor owned and serves nearly 5.4 million customers in portions of 11 states. Fortune magazine has ranked AEP as one of the World's Most Admired Companies in the utility industry since 2014.

TRADED ON
THE NEW YORK
STOCK EXCHANGE
NYSE:AEP

NICK AKINS
CHAIRMAN,
PRESIDENT
AND CEO

NEARLY
5.4 million
U.S. CUSTOMERS



APPROXIMATELY
17,600
EMPLOYEES



HEADQUARTERS: **Columbus, Ohio**

AEP FINANCIALS

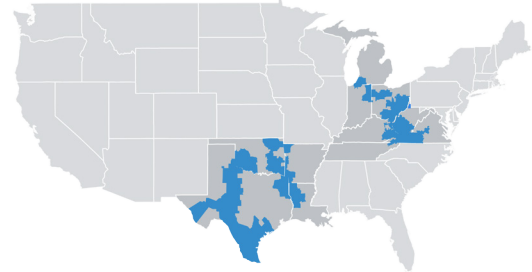
\$63.5 BILLION IN ASSETS

2016 REVENUES: **\$16.4 BILLION**



2016
U.S. ELECTRICITY SALES
OF APPROXIMATELY
194 MILLION
MEGAWATT HOURS

SERVICE TERRITORY:




MORE THAN 200,000 SQUARE MILES
518,000 sq. km

STATES SERVED:

Arkansas, Indiana, Kentucky, Louisiana, Michigan,
Ohio, Oklahoma, Tennessee, Texas, Virginia, West Virginia

MORE THAN 40,000 MILES OF TRANSMISSION LINES
64,000 kilometers




2,110 MILES OF 765-kV TRANSMISSION LINES
3,400 kilometers

Approximately
224,000 miles
of **DISTRIBUTION LINES**
360,500 kilometers



Approximately
26,000 megawatts
of **GENERATING CAPACITY**



2016 OPERATING EARNINGS \$1.937 BILLION

2016 OPERATING EARNINGS PER SHARE \$3.94

MAJOR BUSINESSES

Regulated Utility Operations: Seven regional electric utilities serving customers across 11 states: AEP Ohio | AEP Texas | Appalachian Power | Indiana Michigan Power | Kentucky Power | Public Service Company of Oklahoma | Southwestern Electric Power Company

Transmission: The nation's largest electricity transmission system

Power Generation: One of the nation's largest, most efficient and most innovative generation fleets

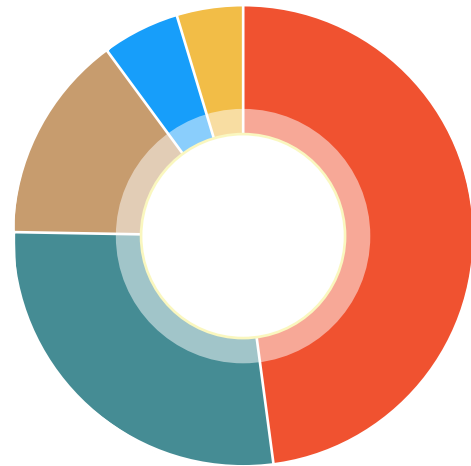
AEP Energy Partners: Providing electric and gas supply to customers in deregulated electricity markets and demand response and energy efficiency services nationwide.

2015 ECONOMIC IMPACT

| | |
|-----------------------------------------------------|-----------------------|
| Wages: | \$2.3 billion |
| Construction Expenses: | \$4.5 billion |
| Local Taxes: | \$640 million |
| State Taxes: | \$345 million |
| Federal Taxes: | \$227 million |
| Goods & Services Purchased: (not including fuel) | \$6.1 billion |
| Philanthropic Giving: | \$13.5 million |
| Economic Development Contributions: | \$1.2 million |



AEP FUEL MIX



AEP Owned Generating Capacity by Fuel

as of February 2017

- 47% Coal/Lignite
- 27% Natural Gas
- 13% Hydro, Wind, Solar & Pumped Storage
- 7% Nuclear
- 6% Energy Efficiency/Demand Response¹

¹ Energy efficiency/demand response capacity does not represent a physical asset but avoided capacity.

