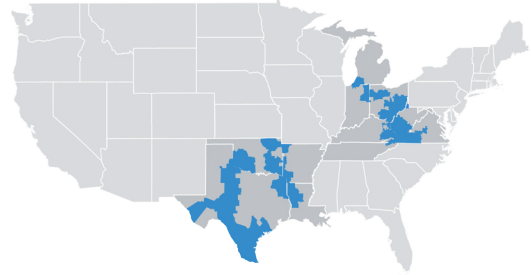


AEP Company Overview

American Electric Power has been providing electric service for more than 100 years and is one of the nation's largest electric utilities. A Fortune 200 company, AEP is publicly traded/investor owned and serves nearly 5.4 million customers in portions of 11 states. AEP was named to Fortune magazine's listing of the World's Most Admired Companies in 2014 and 2015.

SERVICE TERRITORY:



MORE THAN **200,000** SQUARE MILES
518,000 sq. km

STATES SERVED:

Arkansas, Indiana, Kentucky, Louisiana, Michigan, Ohio, Oklahoma, Tennessee, Texas, Virginia, West Virginia

TRADED ON
THE NEW YORK
STOCK EXCHANGE
NYSE:AEP

NICHOLAS AKINS
CHAIRMAN,
PRESIDENT
AND CEO


NEARLY
5.4 million
U.S. CUSTOMERS



APPROXIMATELY
18,500
EMPLOYEES



MORE THAN
40,000
MILES OF
TRANSMISSION LINES
64,000 kilometers



2,110
MILES OF
765-kV
TRANSMISSION LINES
3,400 kilometers


HEADQUARTERS: **Columbus, Ohio**

AEP FINANCIALS


\$59.6 BILLION IN ASSETS

2014 REVENUES: **\$17** BILLION

Approximately
222,000 miles
of **DISTRIBUTION LINES**
357,000 kilometers



Approximately
32,000 megawatts
of **GENERATING CAPACITY**



2014
U.S. ELECTRICITY SALES
OF APPROXIMATELY
207 MILLION
MEGAWATT HOURS

2014 OPERATING
EARNINGS
\$1.675
BILLION

2014 OPERATING
EARNINGS
PER SHARE
\$3.43

MAJOR BUSINESSES

Regulated Utility Operations: Seven regional electric utilities serving customers across 11 states: AEP Ohio | AEP Texas | Appalachian Power | Indiana Michigan Power | Kentucky Power | Public Service Company of Oklahoma | Southwestern Electric Power Company

Transmission: The nation's largest electricity transmission system

Power Generation: One of the nation's largest, most efficient and most innovative generation fleets

AEP Energy Partners: Providing electric supply to customers in deregulated electricity markets

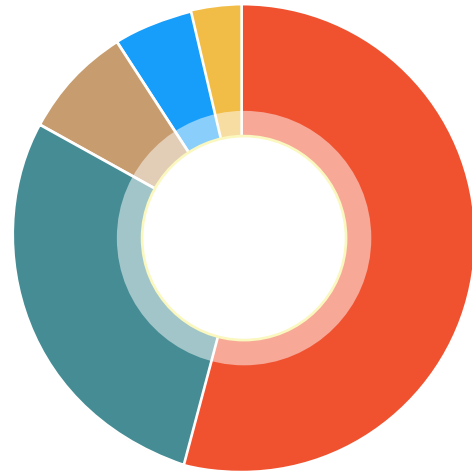
AEP River Operations: One of the nation's largest barge companies, transporting coal and other cargo

2014 ECONOMIC IMPACT

Employees:	18,500
Wages:	\$2.3 billion
Construction Expenses:	\$4.1 billion
Local Taxes:	\$629.2 million
State Taxes:	\$347.6 million
Federal Taxes:	\$228.6 million
Goods & Services Purchased: (not including fuel)	\$5.4 billion
Philanthropic Giving:	\$25.3 million
Economic Development Contributions:	\$2.4 million



AEP FUEL MIX



2015 AEP Owned Generating Capacity by Fuel

as of June 2015

- 54% Coal/Lignite
- 26% Natural Gas
- 9% Hydro, Wind, Solar & Pumped Storage¹
- 6% Nuclear
- 5% Energy Efficiency/Demand Response²

¹ Includes installed capacity, not the actual output.

² Energy efficiency/demand response capacity does not represent a physical asset but avoided capacity.

